

893+

HEAVY DUTY SCREEN



STRONG **HERITAGE**, STRONG **FUTURE**

 **FINLAY**®
A TEREX BRAND



The Finlay® 893+ mobile scalper is a highly versatile and aggressive heavy duty screener engineered and built for working in large scale quarrying, mining, construction and demolition debris, topsoil, recycling, sand, gravel, coal, ore and aggregate applications.

The plant has the capacity to process at a rate of up to 800 tonnes per hour and can be fed either by a tracked mobile crusher, shovel or an excavator. Depending on the application the working angle of the aggressive screenbox can be hydraulically adjusted to between 14 – 18°.

A key feature of this screening machine is the capability to change the working angle of the hopper/feeder. The working position can be lowered so that it can work with ease with a mobile crusher.

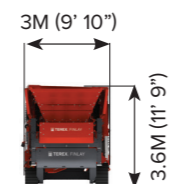
The hopper/feeder working position can be raised to provide a reduced feeder angle when operated in direct mode from an excavator or shovel. The screen box top deck can be fitted with a variety of screening media including: Mesh, Punch plate, Bofor bars & Tines. The bottom deck can be fitted with mesh, punch plate & cascade fingers.

This fully self-contained plant can be hydraulically folded and ready for transport in less than 30 minutes making it the ideal machine for large scale contract screening projects where a highly productive and dependable screen is paramount.

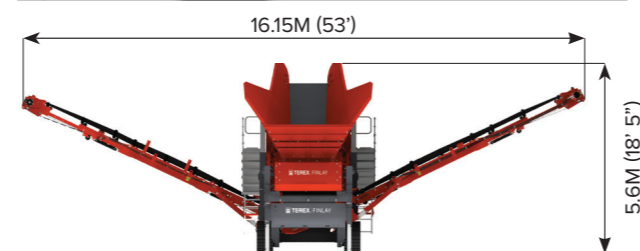
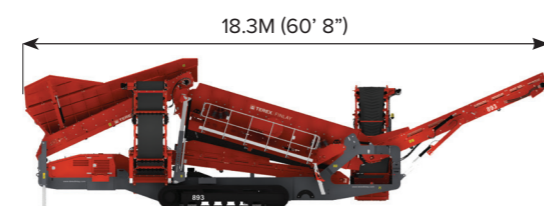
FEATURES:

- > Versatile aggressive screen box can be easily adapted to suit many applications.
- > Modular configuration screen box with 6.1m x 1.8m (20' x 6") top deck and 5.5m x 1.8m (18' x 6") bottom deck screen.
- > Screen box angle can be hydraulically adjusted to an angle between 14 – 18°.
- > Screen box discharge end can be hydraulically raised 600mm (24") to facilitate efficient and easy media access and changing.
- > All stockpiling conveyors are hydraulic angle adjustable with hydraulic extending head sections for maximum discharge & stockpile height.
- > Apron feeder angle adjustable, lower position to accommodate crusher feed, high position provides reduced feeder incline angle when operated in direct feed mode from excavator/loader.

TRANSPORT DIMENSIONS



WORKING DIMENSION



MACHINE WEIGHT: 48,000KG (106,000LBS) ESTIMATED

1 HOPPER/FEEDER

Hopper Capacity: 10m³ (13.08 yd³)
 Feed height: 3.22m - 4.134m (10' 6" - 13' 6")
 Feed in width: 1.698m - 2.475m (5' 6" - 8' 1")
 Apron feeder dimensions: 1.1m x Length 5.18m (43" x 16' 12")

2 SCREENBOX

Top deck: 6.1m x 1.83m (20' x 6")
 Bottom deck: 5.5m x 1.83m (18' x 6")
 Screen Angle: 14° - 18°
 Screen box discharge end raises hydraulically 500mm to facilitate mesh changing
 Media options: Mesh, Punch Plate, Bofor bars
 Total screening area: 21.2m² (228 ft²)

3 UNDERCARRIAGE

Width: 500mm (20")
 Sprocket centres: 3.8m (12' 6")
 gradeability: 28.9°
 Raking Angle: 10°



T-LINK TELEMATICS

T-Link telematics hardware and software along with free seven year data subscription are fitted and installed as standard.

4 MIDGRADE CONVEYOR


Belt width: 900mm (36")
 Working Angle: 25°
 Speed: variable speed, up to 114 mpm
 Standard Discharge Height: 4.35m (14' 03")
 Stockpile capacity: 122m³ (159.6yd³) @ 40°

5 FINES CONVEYOR

Belt width: 1.05m (41")
 Working Angle: 25°
 Standard Discharge Height: 4.5m (14' 09")
 Stockpile capacity: 136m³ (178yd³) @ 40°

6 OVERSIZE CONVEYOR

Belt width: 1.6m (63")
 Working Angle: Hydraulic raise/lower variable working angle - 14° to 24°
 Hydraulically folding head section
 Discharge Height: 4.55m (14' 11")
 Stockpile capacity: 140.1m³ (183.2yd³) @ 40°





The material in this document is for information only and is subject to change without notice.

Finlay® assumes no liability resulting from errors or omissions in this document, or from the use of the information contained herein.

Due to continual product development we reserve the right to change specifications without notice. Product performance figures given in this brochure are for guidance purposes only, this information does not constitute an expressed or implied warranty or guarantee, but shows test examples. These results will vary depending on application. Photographs are for illustrative purposes only; some or all of the machines in the illustrations may be fitted with optional extras. Please check with your Dealer for details on optional extras.

Published and Printed in 2022

www.terex.com/finlay

E: sales@terexfinlay.com

T: +44 28 82 418 700

